



Brass catcher for Pardini cal .32



IMPORTANT : THIS PRODUCT IS MADE IN 3D PRINTING, PLEASE RESPECT THE TERMS OF USE TO GUARANTEE ITS DURATION IN TIME. Do not expose too long in the sun by strong heat.




INSERTION OF SUPPORT FROM THE MAGAZINE TOP, THE NET IS INSERTED OR REMOVED FROM THE SUPPORT BY TAKING IT **BY THE SIDES OF THE FOOT** AND NOT BY THE FRAMEWORK.




THE CURVED PART OF THE NET MUST BE **IMPERATIVELY** ON BOLT FRAME SIDE . **CHECK THE HEIGHT LEVEL.**

THINK TO REMOVE THE NET FOR TRANSPORT

Brass catcher for Pardini cal .32



IMPORTANT : THIS PRODUCT IS MADE IN 3D PRINTING, PLEASE RESPECT THE TERMS OF USE TO GUARANTEE ITS DURATION IN TIME. Do not expose too long in the sun by strong heat.



INSERTION OF SUPPORT FROM THE MAGAZINE TOP, THE NET IS INSERTED OR REMOVED FROM THE SUPPORT BY TAKING IT **BY THE SIDES OF THE FOOT** AND NOT BY THE FRAMEWORK.



THE CURVED PART OF THE NET MUST BE **IMPERATIVELY** ON BOLT FRAME SIDE . **CHECK THE HEIGHT LEVEL.**

THINK TO REMOVE THE NET FOR TRANSPORT

Brass catcher for Pardini cal .32




GOOD POSITION ON THE MAGAZINE.



BAD POSITION ON THE MAGAZINE (REVERSED).



POSSIBILITY OF ADJUSTING THE HEIGHT OF THE SUPPORT 3 mm



NOTE:
FOR COMPETITORS, IT IS NECESSARY TO POSITION THE GUN WITH THE BRASS CATCHER ON THE BOTTOM OF THE CONTROL BOX.

Brass catcher for Pardini cal .32




GOOD POSITION ON THE MAGAZINE.



BAD POSITION ON THE MAGAZINE (REVERSED).



POSSIBILITY OF ADJUSTING THE HEIGHT OF THE SUPPORT 3 mm



NOTE:
FOR COMPETITORS, IT IS NECESSARY TO POSITION THE GUN WITH THE BRASS CATCHER ON THE BOTTOM OF THE CONTROL BOX.